Cabletec

CHANGZHOU
CABLETEC MACHINERY
CO., LTD.

Specialize in designing and manufacturing wire and cable equipments

Address: Changwu middle road No. 18, Wujin District, Changzhou city, Jiangsu Province.
Mobile/whatsapp: +86 13961119777
Email: export@chinacabletec.com
www.chinacabletec.com

Cabletec

CHANGZHOU
CABLETEC MACHINERY
CO., LTD.

www.chinacabletec.com

Specialize in designing and manufacturing wire and cable equipments

Cabletec

Introduction

About us: We are a famous factory for wire and cable machines. We study wire and cable technology continuously from other countries. And we have well-experience for 40 years.

Our main products: JLY series planetary strander with gear back-twist, GLY series cabling machine with gear back-twist, JLK series rigid frame strander, JGGB series bearing type tubular strander, KLY series steel wire armouring machine, cantilever type single twisting machine, mica taping machine, wire and cable extrusion line, copper bunching machine, wire braiding machine, cable coiling machine and so on. We have sold many machines to America, Asia, Europe, Africa and so on. In my factory, we own strong processing ability and invest many machining center, we make each parts by ourselves.

Contents

• Wire and cable strander and buncher
Laying up machine ··· 1
JLY Planetary strander ··· 2
JGGB bearing type tubular strander ··· 3
KLY steel armouring machine ··· 4
Shield armouring machine ··· 5
JLK rigid frame strander ··· 6
Drum strander ··· 7
Cantilever type single twister ··· 8
Copper wire bunching machine ··· 9
• Wire braiding machine
A type high-speed Braiding Machine 10
E type Heavy duty type high speed braiding machine ··· 11
16D/F Thin wire high speed braiding machine ··· 12
A type double layer high speed braiding machine ··· 13
24/32/36/48 High-speed horizontal braiding machine ··· 14
Automatic rewinding machine ··· 15
• Wire and cable extrusion line
Wire insulation line for building wire and electric wire ··· 16
Sheathing production line for power cable ··· 17
Low smoke halogen free cable, nylon sheath, PU extrusion line ··· 18
Fluoroplastic Teflon (high temperature) extruder and double color extruder ··· 19
Drawing and insulating tandem extrusion line ··· 20
Silicone rubber extrusion line ··· 21
FEP PFA tube extrusion production line ··· 22
• Drawing machine
450/13 Copper rod breakdown machine with annealer ··· 23
Non-slip type aluminium rod break down machine with annealer ··· 24
Large-intermediate copper wire drawing machine with annealer ··· 25
Fine wire drawing machine with annealer ··· 26
• Taping machine
High speed vertical taping machine (pad type) ··· 27
Spool type taping machine ··· 28
Paper taping machine for power transformer/Paper winding wire machine ··· 29
• Wire and cable coiling and packing machine
Micro-computer automatic coiling machine ··· 30
Micro-computer automatic packing machine ··· 31
Coiling and packaging all-in-one machine for building wire ··· 32
• Copper and aluminum continuous extrusion line
Copper Continuous Extrusion Machine ··· 33
Aluminum Continuous Extrusion Machine ··· 34
YLB Drawing Machine ··· 35
Pay off and take up
Portal type pay off and take up / Column type pay off and take up ··· 36
Pay off ··· 37
Take up ··· 38
• Interlock armouring machine
Interlock armoring machine ··· 39
• Auxiliary equipment
Cable belt caterpillar ··· 40
Crosshead ··· 41
A.ST-15A Commercial frequency AC Spark Tester ··· 43
C. Lambo High-frequency Spark Tester ··· 44
Standard Self-contained Hopper loaders ··· 45
Standard Drying Loader - SDL ··· 46
Standard Hopper Dryer - SHD ··· 47
Bobbin ··· 48

Laying up machine

Application

- Laying up machine is mainly used for the cabling of power cables or control cables, and the stranded cables may be round or fan-shaped cables.
- Laying up machine is mainly composed of pay-off racks, stranding cages, die holder, wrapping equipment, steel wrapping device, meter counter, caspstan, take-up & traverse rack, transmission system and electrical control system.

Type	CLY-630/3+3	CLY-1000	CLY-1250	CLY-1600	CLY-2000
Wire cross-section (mm²)	4-16	6-150	30-240	50-300	50-400
Stranding die (MAX) (mm)	Φ40	Φ60	Φ80	Φ100	Φ120
Cage rotation (rpm)	40-95	20-45	13.6-32.1	5.9-14.1	3.3-7.9
Stranding pitch (mm)	47.8-867	94-1550	183-3213	324-5893	462-8127
Taping rotation (rpm)	171-380	171-380	171-380	171-380	171-380
Taping pitch (mm)	12-203	11-178	16-256	12-202	10-156
Armoring rotation (rpm)	153-340	153-340	153-340	153-340	153-340
Armoring pitch (mm)	14-232	12-207	18-293	14-238	11-179
Capstan wheel (mm)	Φ1250	Φ1600	Φ2000	Φ2500	Φ2500
Capstan line speed (m/min)	4.56-34.7	4.22-30.96	5.9-43.7	4.6-34.8	3.7-26.9
Bobbin in the cage	PN630	PN1000	PN1250	PN1600	PN2000
Central payoff bobbin	PN800-PN1600	PN800-PN1600	PN800-PN1600	None	None
Take-up bobbin	PN800- PN1600	PN1000- PN2000	PN1250- PN2500	PN1600-PN3150	PN1600-PN3150
Main motor (KW)	22 (AC)	30 (AC)	37 (AC)	45 (AC)	55 (AC)

JLY Planetary strander

Application:

- Planetary strander is mainly used for the twisting of copper, aluminum and ACSR, and can make fan-shaped or round compressed wire core, and can make the cabling of control the cables, steel armor or copper shield.
- Planetary strander is mainly composed of pay-off, section stranders, die holder, wrapping device, meter counter, double wheel capstan, take-up & traverse rack, transmission system and electrical control system, etc.
- Planetary strander can also add steel and copper wrapping devices according to customer requirements.

Type	JLY-400	JLY-500	JLY-630
Single wire die (mm)	Copper: Φ1.2-Φ3.5 Aluminum: Φ1.5-Φ3.5 Insulation wire core: Φ5	Φ1.2-Φ3.5 Φ1.5-Φ3.5 Insulation wire core: Φ7	Φ1.2-Φ3.5 Φ1.5-Φ3.5 Insulation wire core: Φ7
Stranding die (MAX) (mm)	Φ35	Φ45	Φ45
Cage rotation (rpm)	35-118	32-100	25-74
Stranding pitch (mm)	34.7-866	42-1000	57-1280
Taping rotation (rpm)	171-380	171-380	171-380
Taping pitch (mm)	11-181	11-188	11-188
Capstan wheel (mm)	Φ1600	Φ2000	Φ2000
Capstan line speed (m/min)	4.1-31	4.2-32	4.2-32
Bobbin in the cage	PN400	PND500	PND630
Central pay off bobbin	PN800-PN1600	PN800-PN1600	PN800-PN1600
Take-up bobbin	PN1000-PN2000	PN1250-PN2500	PN1250-PN2500
Main motor (KW)	45 (AC)	55 (AC)	75 (AC)

JGGB bearing type tubular strander

Application:

- Bearing tubular strander is mainly used for the twisting of copper, aluminum and ACSR, and also suitable for the cabling of the small-section control cables.
- Bearing tubular strander is mainly composed of fixed pay-off, 6-disc stranders, die holder, double wheel capstan, take-up & traverse rack, transmission system and electrical control system, etc. Bearing tubular strander can also add wrapping devices according to customer requirements.

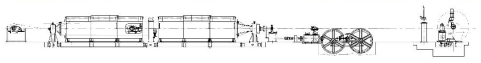

Type	JGGB-500	JGGB-630
Single wire die (mm)	Copper: Φ1.0-Φ3.5 Aluminum: Φ1.5-Φ5.0 Steel: Φ1.2-Φ3.5 Insulation wire core: Φ1.5-Φ5.0 mm	Copper: Φ1.2-Φ3.5 Aluminum: Φ1.5-Φ5.0 Steel: Φ1.2-Φ3.5 Insulation wire core: Φ1.5-Φ7.0 mm
Stranding die (MAX) (mm)	Φ15	Φ15
Cage rotation (rpm)	600	500
Stranding pitch (mm)	26-196	35-266
Taping rotation (rpm)	171-380	171-380
Taping pitch (mm)	11-181	11-188
Capstan line speed (m/min)	15-118	15-118
Capstan wheel (mm)	Φ1250	Φ1250
Payoff bobbin	PND500	PND630
Take-up bobbin	PN800-PN1600	PN800-PN1600
Main motor (KW)	30 (AC)	45 (AC)

KLY steel mainly machine

Application:

- Steel wire armoring machine is mainly used for steel wire armoring of various types of cables, and also bare copper and bare aluminum wires. Steel wire armoring machine is mainly composed of pay-off racks, section of stranding cages, die holder, wrapping device, meter counter, capstan, take-up & traverse rack, transmission system and electrical control system, etc. Steel wire armoring machine can also add steel wrapping devices according to customer requirements.

Type	KLY-500/36+36	KLY-500/48+48	KLY-560/48+48
Single wire die (mm)	Steel: Φ0.8-Φ5.0 Copper: Φ1.5-Φ5.0	Steel: Φ0.8-Φ5.0 Copper: Φ1.5-Φ5.0	Steel: Φ0.8-Φ5.0 Copper: Φ1.5-Φ5.0
Stranding die (MAX) (mm)	Φ120	Φ120	Φ120
Cage rotation (rpm)	16-38	16-38	13.2-31.8
Stranding pitch (mm)	108-1938	108-1938	125-2560
Taping rotation (rpm)	170-379	170-379	170-379
Taping pitch (mm)	11-183	11-183	11-199
Capstan wheel (mm)	Φ2500	Φ2500	Φ2500
Capstan line speed (m/min)	4.1-31	4.1-31	4.0-33.8
Bobbin in the cage	PND500	PND500	PND560
Central payoff bobbin	PN1600-PN3150	PN1600-PN3150	PN1600-PN3150
Take-up bobbin	PN1600-PN3150	PN1600-PN3150	PN1600-PN3150
Main motor (KW)	90 (AC)	110 (AC)	132 (AC)

Shield armouring machine

Application:
• Shield armouring machine is mainly used for multi single-layer copper wire shields or aluminum wire windings. Shield armouring machine also has functions such as non-metallic wrapping and copper taping shield.
• Shield armouring machine is mainly composed of pay-off racks, stranding cages, die holder, wrapping device, meter counter, steel wrapping device, capstan, take-up & traverse rack, transmission system and electrical control system, etc.
• Shield armouring machine can also add steel wrapping devices according to customer requirements.

Type	PN400
Single wire die (mm)	Steel: Φ0.8-Φ5.0 Copper: Φ1.5-Φ5.0
Stranding die (MAX) (mm)	Φ100
Cage rotation (rpm)	28.2-62.8
Capstan line speed (m/min)	5.27-40.07
Stranding pitch (mm)	84-1420
Bobbin in the cage	PN400
Taping rotation (rpm)	140.4-334.2
Taping pitch (mm)	16-285
Capstan wheel (mm)	Φ2000
Central payoff bobbin	PN1600-PN3150
Take-up bobbin	PN1600-PN3150

JLK rigid frame strander

Application:
• Rigid frame strander is mainly used for the twisting of copper, aluminum and ACSR, and also suitable for the cabling of the small-section control cables.
• Rigid frame strander is mainly composed of fixed pay-off, 6-disc stranders, die holder, double wheel capstan, take-up & traverse rack, transmission system and electrical control system, etc.
• Rigid frame strander can also add wrapping devices according to customer requirements.

Type	JLK-500	JLK-630
Single wire die (mm)	Copper: Φ1.2-Φ5.0	Copper: Φ1.2-Φ5.0
	Aluminum: Φ1.5-Φ5.0	Aluminum: Φ1.5-Φ5.0
Stranding die (MAX) (mm)	Φ45	Φ45
Cage rotation (rpm)	55.2-155	50-163
Stranding pitch (mm)	55-1173	49-1212
Capstan line speed (m/min)	8.5-64.7	8-61
Capstan wheel (mm)	Φ2000	Φ2000
Bobbin in the cage	PND500	PND630
Central payoff bobbin	PN800-PN1600	PN800-PN1600
Take-up bobbin	PN1250-PN2500	PN1250-PN2500
Main motor (KW)	75 (DC)	132 (DC)

Drum strander

Application:
• Drum strander is used for cabling power cables of middle & low voltage or middle high voltage and twisting sector cross section conductor of high voltage or extra high voltage. As well as for armoring with steel wire or steel tape and screening with copper wire or copper tape.

Model	Drum O.D. (mm)	Loading capacity (KG)	Max rotate speed (rpm)
2000	1500	8000	60
2200	1700	10000	60
2500	1900	12000	40
3150	2300	15000	35
3500	2300	25000	35
4000	2400	30000	25
4200	2400	30000	25

Cantilever type single twister

Application:
• Cantilever type single twister is suitable for various power wire, CAT 5 and CAT 6 and 7 data cable, communication cable and other special high speed molding twist, mearnwhile, and Cantilever type single twister can wrap foil and mica tape. and special for making unilay wires.



Model	CT-650	CT-800	CT-1000	CT-1250
Pay off (mm)	Φ400-Φ500 -Φ630	Φ400-Φ500 -Φ630	Φ400-Φ500 -Φ630	Φ400-Φ500 -Φ630
Take-up (mm)	Φ630	Φ800	Φ1000	Φ1,250
Inlet wire Dia. (mm)	Φ0.6-Φ3.0	Φ0.6-Φ3.0	Φ1.0- Φ5.0	Φ1.0- Φ5.0
Max twisted Dia. (mm)	Φ15	Φ20	Φ25	Φ30
Twisting pitch (mm)	20-200	30-300	30-350	30-400
Speed of rotation (rpm)	700	600	500	400
Take-up tension	Pneumatic tension track adjusted easily			
Traverse type	Accord to bobbin rotate and reciprocating motion			
Twisting direction	"S" or "Z"			
Wrapping type	Central or longitudinal tape			

Copper wire bunching machine

Application:

• High-speed double twist stranding machine is mainly used for twisting of multi-strand copper wires, tinned wire, enameled wire, nickel-coated wire and copper wire with inner aluminum.

Model	500N	500A	630N	630C	800N	800B
Max bobbin size (outer diameter*total length) (mm)	Ø500*314	Ø500*314	Ø630*475	Ø630*475	Ø800*600	Ø800*600
Max cross section of inter bunch wire (mm²)	2	2	8	6		10
Bunch wire diameter (mm)	0.08–0.32	0.08–0.41	0.18–0.8	0.23–0.64	0.8–3.2	0.15–0.8
Pitch range (mm)	5–50 automatic adjustment	5.34–40.02 automatic adjustment	10–100 automatic adjustment	26.19–75 automatic adjustment	25–150 automatic adjustment	27.4–144.11 automatic adjustment
Direction	From left to right or right to left					
Rotation speed of bow (m/min)	0–3000 stepless adjustment	0–3000 stepless adjustment	0–2000 stepless adjustment	0–1570 stepless adjustment	0–1200 stepless adjustment	0–1200 stepless adjustment
Motor (KW)	5.5, frequency-envarying speed control	5.5KW, frequency-envarying speed control	15, frequency-envarying speed control	7.5 frequency-envarying speed control	15, frequency-envarying speed control	Electrical up and down Motor
Up and down structure of take up	Motor	Electrical up and down	Motor	Electrical up and down	Electrical up and down	Touch screen
Take up tension device	Motor	Motor	Motor	Motor	Motor	2600*1600*1700
Electrical control operation interface	Touch screen	Touch screen	Touch screen	Touch screen	Touch screen	
Outer dimension (mm)	3400*1200*1200	2505*1300*1400	4000*1500*1830	3200*1460*1665	4900*1650*1850	
Net weight (kg)	2000	2000	3000	3200	3700	

A type High-speed Braiding Machine

Application:

• A type High-speed Braiding Machine offers a solution for the requirements of high-speed broadband networks for high-quality coaxial cables. The machine is especially suitable for braiding high-quality computer cables, network cables (Cable 6 and 7), and advanced audio cables.

Features :

• High-speed Braiding Machine involves an advanced programmable controller, frequency control technologies, and a touch screen. It features stepless speed regulation, high braiding speed, fault display, low noise, high reliability, high precision, and high intensity. It incorporates a specific braiding method, with the spindle equipped with an automatic tension-control mechanism, an automatic lubrication system, and a muffler shield. The machine is used not only for braiding copper wires, but also for metal wires like aluminum-magnesium alloy wires and stainless steel wires. The spindle has the largest capacity of 1.5 kg for copper among all the braiding machines. In contrast to other models, no spring is needed to change while the type and size of braiding wire is different. Only adjustment of spring tension is required.

Model	16A	24A	32A/B
Braiding Method	2 stack 2	2 stack 2	2 stack 2
Knitting direction	Vertical	Vertical	Vertical
Number of Spindles	16-spindle (8 Upper Spindles, 8 Lower Spindles)	24-spindle (12 Upper Spindles, 12 Lower Spindles)	32-spindle (16 Upper Spindles, 16 Lower Spindles)
Spindles Size	Φ 75 x 22 x 100	Φ 75x 22 x 70	Φ 75 x 22 x 70
Spindle Speed	0-150 RPM	15-100 RPM	50 RPM
Pitch Range	3.2-63.5 mm	13.4-135 mm	9-138 mm
Max. Braiding Diameter	16 mm	24 mm	40 mm
Maxi designed production speed	572 m/h	800 m/h	400 m/h
Host (frequency electrical) power / speed	1.5kw	3.0 kw	5.5 kw
Braided wire diameter	Φ 0.05-0.18 mm	Φ 0.10-0.20 mm	Φ 0.10-0.20 mm
Built-in pay off and take up bobbin	≤ 800 mm	≤ 800 mm	≤ 800 mm
Additional pay off and take up bobbin	Φ 1250 mm-1800 mm	Φ 1250 mm-1800 mm	Φ 1250 mm-1800 mm
Overall Dimensions	1500 mm x 1300 mm x 2100 mm	1700 mm x 1700 mm x 2500 mm	2200 mm x 1900 mm x 2500 mm

E type Heavy duty type high speed braiding machine

Application:

• This heavy duty high speed braiding machine machine uses frequency controlling technology which is programmable. It controls machine by the computer, it can timings smoothly, weave with high speed and show all breakdown automatically. Meanwhile it has low noises, strong reliability and good wear ability. The spindle has automatically tension controlling mechanism, automatic lubricating system and safe fire fighting cover. This kind of machine can weave copper wires, and other metal wires, such as Mg-AL, alloy wires stainless steel, etc. The volume of the spindles of this machine, while being loaded to capacity, it can be loaded up to 5 kg, comparing with other kinds of machines, this machine doesn't need to change springs but to slightly tune the springs tension when change different specification wires.



Model			16E	24E
Braiding type		over	2×2	2×2
Braiding direction			Vertical	Vertical
Upper spindle		piece	8	12
Lower spindle		piece	8	12
Bobbin size		mm	Φ110*Φ48*100*110	Φ110*Φ48*100*110
Speed		RPM	15-70	15-50
Pitch		mm	7-94	9-138
Max. finished cable dia.		mm	Φ25	Φ45
Metal Wire diameter		mm	0.15 ~ 0.40	0.15 ~ 0.40
Main motor	Power frequency		4.0 Kw 50 Hz	5.5 Kw 50 Hz
	Voltage		380 V, 12.6 A	380 V, 12.6 A
	Rotation speed	rpm	960	960
Noise		dB	≤85	≤85
Dimension		mm	1700x1600x2400	2200x1900x2500
Net weight		kg	2500	3500
Additional pay off and take up		mm	Φ1250-2000	Φ1250-2000

16D/F Thin wire high speed braiding machine

Application:

• Thin wire high speed braiding machine specialised in braiding of Φ0.03 mm-0.05 mm copper.

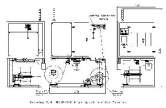

Model	16D/F
Braiding Method	2 stack 2
Knitting direction	Vertical
Number of Spindles	16-spindle (8 Upper Spindles, 8 Lower Spindles)
Spindles Size	Φ55×Φ38×40×46
Spindle Speed	0-120 RPM
Pitch Range	3-40 mm
Max. Braiding Diameter	6 mm
Maxi. designed production speed	234 m/h
Host (frequency electrical) power / speed	1.5 KW
Available wire coil outer diameter	≤500 mm
Braided wire diameter	Φ0.03-0.08 mm
Overall Dimensions	1600 mm×1100 mm×2300 mm

A type double layer high speed braiding machine

Application:

• The infomational high-speed wide network needs high quality and high demand braiding wire & cable, just we can solve all of that, HGSB high-speed braiding machine is more suitable for you to produce high-demand computer wires, net wires (e.g.cable NO.6 and cable NO.7) and advanced audio frequency wires.





Model	16AS	24A
Braiding Method	2 stack 2	2 stack 2
Knitting direction	Vertical	Vertical
Number of Spindles	32-spindle (16 Upper Spindles, 16 Lower Spindles)	24-spindle (12 Upper Spindles, 12 Lower Spindles)
Spindles Size	Φ75×Φ22×Φ100	Φ75×Φ22×Φ70
Spindle Speed	10-130 RPM	15-100 RPM
Pitch Range	0-100 mm	13.3-134.5 mm
Max. Braiding Diameter	2*0.08–8*0.16, ≤6*0.2 mm	φ24 mm
Overall Dimensions	1800 mm×1540 mm×2400 mm	1500 mm×1800 mm×2350 mm
Motor power	3.0 kw	3.0 kw
Optional external retractable wire rack	Φ400 mm-Φ710 mm	Φ1250 mm-Φ1800 mm

24/32/36/48 High-speed horizontal braiding machine

Application:

• This high-speed horizontal braiding machine is used in braiding heavy cable and tube materials and etc. After braiding, cable and tube materials can't be bent and destroyed easily.
• The volume of the spindle of this machine is large, it is convenient to adjust its tension.
• Its control system adopts the technologies of SCM and frequency conversion control, it has the functions of automatic lubricative system and safe fire fighting cover. The weave-machine is easy and convenient to control and use.

Model	24 spindles	32 spindles	36 spindles	48 spindles
Braiding style	Two in two	Two in two	Two in two	Two in two
Braiding direction	Horizontal	Horizontal	Horizontal	Horizontal
Spindles	(12 inner, 12 outer)	(16 inner, 16 outer)	(18 inner, 18 outer)	(24 inner, 24 outer)
Bobbin size	Φ110×Φ48×100×110	Φ110×Φ48×100×110	Φ110×Φ48×100×110	Φ110×Φ48×100×110
Speed	16-50 RPM	8-32 RPM	8-32 RPM	8-22 RPM
Wire diameter	Φ0.15 mm-Φ0.40 mm	Φ0.15 mm-Φ0.40 mm	Φ0.15 mm-Φ0.40 mm	Φ0.15 mm-Φ0.40 mm
Pitch	14.2-143.5 mm	23.7-238.6 mm	24.5-246 mm	28.6-288 mm
Max. cable core	Φ50	Φ75	Φ85	Φ115
Max. production speed	500 m/h	460 m/h	460 m/h	475 m/h
Coil size of pay-off and take-up	1000/1600 mm	1250/2500 mm	1250/2500 mm	1250/2500 mm
Traction way	Caterpillar	Caterpillar	Caterpillar	Caterpillar
Motor power	5.5kw	7.5kw	7.5kw	11kw
Machine size	1600×1500×1800	1750×2000×2400	1750×2000×2400	2200×2500×2850

Automatic rewinding machine

Application:

Automatic rewinding machine has high rotate speed, it can timing smoothly and combine silk orderly. We can make up the frame to send silk which tension doesn't change and make up the number of silk plate according to our customers' requirements.
• AC motor, Inverter control
• 2-3 bobbins at same time
• ≤2200 rpm
• Bobbin≤250 mm

Charaters:

• The rewinding bobbin achieves the hanging wall chuck, wire-catch, footwall and so on automatically through the machine equipment which is controlled by the cylinder.
• The rewinding principal axis is used the structure of four axis parallel, which makes many axis rotated simultaneously with high-speed
• It adopts the rigid pay-off device, which is improved the arrange quality of the rewinding wire

Bobbin quantity		pc	4
Bobbin speed		R/min	≤2500
Wire diameter		mm	0.05–0.2
Wire quantity			1–9
Main Motor	Type		Y100L1-4
	Power frequency	KW Hz	2.2 KW 50 Hz
	Rotation speed	rpm	1420
Noise		dB	≤70
Outside size		mm	1520*1446*1855

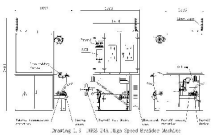

Wire insulation line for building wire and electric wire

Application:

• This extrusion line can be applied for extrusion of PVC, PE or other normal plastics, mainly used for production of BV, BVV building wires, power cables, computer cables, insulated wire extrusion, UL electronic wire, core cable of computer wire, core cable of power wire, automotive wire extrusion and etc.

Model	CT-50×35	CT-60×35	CT-70×35	CT-80×35
Pay-off type	Motorized type single axis tension pay off		No-axis magnetic power tension pay-off	
Pay-off wire spool	PN400-500 mm	PN500-600 mm	PN400-630 mm	PN630-800 mm
Screw diameter	Φ50 mm	Φ60 mm	Φ70 mm	Φ80 mm
Screw L/D ratio	26:1 BM	26:1 BM	26:1 BM	26:1 BM
Extrusion output	70 kg/h	100 kg/h	150 kg/h	200 kg/h
Main motor power	11 KW	15 KW	22 KW	30 KW
Wire diameter	Φ0.6-4 mm	Φ0.8-8 mm	Φ1.5-12 mm	Φ3.0-30 mm
Temperature control	5 Segment	6 Segment	6 Segment	6 Segment
Cooling device	Folds W type/U type	Folds W type/U type	Single-layer/Double-layer U-type	
Capstan power	2.2 KW	3.7 KW	3.7 KW	5.5 KW
Accumulator type	Inclined/horizontal	horizontal	Horizontal	Horizontal
Accumulate length	250 m	250 m	200 m	200 m
Wire speed	MAX 400 M/min	MAX 400 M/min	MAX 400 M/min	MAX 400 M/min
Take-up spool	PN400-500	PN400-500	PN500-630	PN800-1250
Electrical control	Frequency control + PLC control			

Sheathing production line for power cable

Application:

• This extrusion line can be applied for extrusion of PVC, PE or other normal plastics, mainly used for production of BV, BVV building wires, power cables, computer cables, insulated wire.

Model	CT-70	CT-80	CT-90	CT-120	CT-150	CT-200
Pay off and take up	End-shaft type or gantry moving type					Gantry moving type
Pay-off bobbin	Φ1250 mm	Φ2000 mm	Φ2000 mm	Φ2500 mm	Φ3150 mm	Φ4150 mm
Screw diameter	Φ70 mm	Φ80 mm	Φ90 mm	Φ120 mm	Φ150 mm	Φ200 mm
Screw L/D ratio	26:1 BM	26:1 BM	26:1 BM	26:1 BM	26:1 BM	26:1 BM
Extrusion output	150 kg/h	180 kg/h	280 kg/h	400 kg/h	680 kg/h	900 kg/h
Main motor power	37 KW	75 KW	75 KW	132 KW	160 KW	200 KW
Wire diameter	4-20 mm	3-30 mm	10-40 mm	20-80 mm	50-140 mm	70-180 mm
Tractor type	Caterpillar type	Caterpillar type	Caterpillar type	Caterpillar type	Caterpillar type	Caterpillar type
Traction force	800 Kg	1250 Kg	1600 Kg	2000 Kg	2500 Kg	3200 Kg
Cooling device	Single layer U type	Single layer U type	Single layer U type	Single layer U type	Single layer U type	Single layer U type
Take up bobbin	Φ1250	Φ2000	Φ2500	Φ2500	Φ3150	Φ4150
Traction speed	0-250 m/min	0-250 m/min	0-200 m/min	0-150 m/min	0-100 m/min	0-100 m/min

Low smoke halogen free cable, nylon sheath, PU extrusion line

Application:

• Suitable for various nylon sheath and low smoke halogen free wire extrusion.

• Screw barrel: Adopt the latest Japanese design and the strengthening structure is specially established according to the different extrusion process requirements with view to adapt to various low smoke halogen free extrusion. Screw and barrel all adopt water cooling.

• Crosshead: Low smoke halogen free or specialized crosshead.

• Heating and cooling system: Coordinated with the special design of the screw barrel, the machine is equipped with special heating and cooling system to satisfy the requirement of precise extrusion of different compounds.

• Extrusion auxiliary machine: The machine is able to equip with proper auxiliary machine (30, 35 and 40 etc.) according to various process requirements and after changing the crosshead and screw, nylon sheath wire can be produced immediately and the various process requirements of single strip, double strips as well as double-layer extrusion, etc. can be satisfied.

• Quality control: Equipped with outer diameter detection feedback device, control product of outer diameter and concentricity etc. to avoid wire diameter and insulation thickness error, and the resulting rise in the cost of production.

• Electrical control: Imported inverter + PLC touch screen control

Mode	Screw diameter	Screw L/D ratio	Main motor power	Capstan type	Electrical control
CT-HF-30 CT-NL-30	Φ30	26:1 LSZH screw	7.5 kw	Double-wheel type	Frequency control+PLC control
CT-HF-40 CT-NL-40	Φ40	26:1 LSZH screw	11 kw		
CT-HF-50 CT-NL-50	Φ50	26:1 LSZH screw	11 kw		
CT-HF-70	Φ70	26:1 LSZH screw	22 kw	Double-wheel/ Caterpillar type	
CT-HF-90	Φ90	26:1 LSZH screw	75 kw		
CT-HF-120	Φ120	26:1 LSZH screw	132 kw		
CT-HF-150	Φ150	26:1 LSZH screw	160 kw		
CT-HF-200	Φ200	26:1 LSZH screw	200 kw		

Fluoroplastic Teflon (high temperature) extruder and double color extruder

Application:

• This extrusion line is suitable for FEP (fluorinated Ethylene Propylene, also known as F46), FPA and ETFE (also known as F40) etc.fluorine plastic production.

• Screw barrel: Adopt new No.3 steel GH113 (With the United States GDA material) corrosion resistant and High temperature resistant.

• Crosshead: Adopt new No.3 king steel GH113 material special fixed centering crosshead or manual centering crosshead.

• Heating system: Adopt high temperature resistant copper alloys heater.

• Quality control: Equipped with diameter inspection feedback device, full process control of product outer diameter and concentricity diameter.

• Electric control: Imported converter + PLC touch screen control.

Model	CT-30	CT-45	CT-65	CT-90
Screw diameter	Φ30	Φ45	Φ65	Φ90
Screw L/D ratio	26:1	26:1	26:1	26:1
Temperature control	6 Segment	6 Segment	7 Segment	9 Segment
Main motor power	7.5 KW	11 KW	22 KW	30 KW
Extrusion output	15 kg/h	25 kg/h	45 kg/h	70 kg/h
Conductor diameter	0.1-3.0 mm	0.2-6.0 mm	3.0-8.0 mm	-
Finished cable diameter	0.3-4.0 mm	0.4-8.0 mm	4.0-16.0 mm	8.0-20.0 mm
Electrical control	Frequency control+ PLC control			

Drawing and insulating tandem extrusion line

Application:

• This extrusion line is suitable for solid insulation for Cat 5e/6/6a.

• Drawing, annealing, preheating all-in-one machine structure, the copper wire elongation is uniform after annealing; the extrusion machine produces uniform glue, and the color strips are evenly extruded to ensure concentricity; the whole line is controlled and monitored by the industrial computer and PLC, and the precision control; Automatic switching of the bobbin.

Conductor diameter	Φ0.4-0.65 mm
Diameter of inlet wire	Φ2.5-3.0 mm
Material of insulation	PE Solid (color skin or stripping)
Max. wire speed	1000 m/min
Dia. tolerance of copper conductor	±0.01 mm
Dia. tolerance of insulated wire	±0.06 mm
Concentricity of insulated	Above 95%
Dual-bobbin take-up	500 mm bobbin
Power	120 KW

Silicone Rubber extrusion line

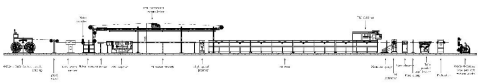

Type	Φ65	Φ85	Φ120
Screw Dia (mm)	65	85	120
L/D ratio	12	12	14
Feeding way	Initiative to feed rubber next to the pressure roller		
Motor	DC or VF		
Production capacity(KG/Hr)	45	80	120

FEP PFA tube extrusion production line

Application:
- FEP PFA tube extrusion production line is to extrude precise PFA FEP tubing.
- Tubing Size: Diameter 6-18mm.
- Wall thickness: 0.25-0.4mm




Applicable material	PFA, FEP etc
Power	30KW
Output	1.5-3 m/min
Land Area	Length: 9meters; Width:1.5meters
Calibration	High precision vacuum calibration

450/13 Copper Rod Breakdown Machine with Annealer

Application:
- This machine is used to produce the single copper wire sized φ1.3-4.5mm from copper rod of φ8mm. The drawing capstan is arranged in straight line and in a continuous order. The mechanical speed gets well along with the electric speed so as to change dies quickly as well as to unload the bobbins automatically without stop. It is highly praised for easy operation, high efficiency and excellent wire quality.

Main Technical Data:
- Inlet wire dia.: Ø8 mm (<250 N/mm²)
- Final wire dia.: Ø1.3-Ø4.0 mm
- Max. mechanical speed: 20- 25 m/s
- Drawing capstan dia.: φ450 mm
- Max. drawing pass: 13
- Main motor: 280 kW (DC)
- Finish capstan & annealer's motor: 75 kW (DC)
- Annealer Max. annealing voltage: 50 V
- Max. annealing current: 5000 A
- Annealing wheel dia.: 420 mm
- Accumulating wire length: 5.0 m
- Max. take-up speed: 25 m/s
- Dual take-up Max. traversing pitch: 6 mm/r
- Take-up motor: 22×2 kw
- Take-up bobbins: PND500-630 (DIN46397)
- Basket size: Φ800×Φ500×1650
- Total weight: 40000 Kg
- Overall dimension: 27500×4400×4500 mm

Non-slip type aluminum rod break down machine with annealer

Application:
- This aluminum rod breakdown machine adopts continue casting direct rolling technology to produce Al-Mg-Si alloy rod that concluding Ø9.5 mm, Ø12 mm, Ø15 mm 3-different diameter aluminum. The raw materials of this rod are pure aluminum ingots or electrolytic aluminum liquid or aluminum alloy.





	Single head	Double heads
Inlet wire diameter	Al Ø9.5 mm	Al 2*Ø9.5 mm
	Aluminum alloy Ø9.5 mm	Aluminum alloy 2*Ø9.5 mm
Strength of Al-alloy rod	≤230 N/mm²	≤230 N/mm²
Outlet wire diameter	Aluminum alloy round wire Ø2.0-4.5 mm	Aluminum alloy round wire Ø2.0-4.5 mm
	Al round wire Ø1.8-5.0 mm	Al round wire Ø1.8-5.0 mm
	Special-shaped wire Ø5-25 mm	
Max output speed	Aluminum alloy round wire 30 m/s (Ø1.8 mm)	Aluminum alloy round wire 25 m/s (Ø1.8 mm)
	Al round wire 22 m/s (Ø1.8mm)	Al round wire 18 m/s (Ø1.8 mm)
	Special-shaped wire 12 m/s	
Capstan diameter	Front 2 Ø560 mm, others Ø450 mm	Ø450 mm
Max dies	13	13
Reduction ratio	1.06-1.35	1.06-1.35
Place drawing mode dimensions	Ø55 mm*35 mm	2*Ø55 mm*35 mm
Rotary die for outlet	Ø43 mm*20 mm	2*Ø43 mm*20 mm
Length of wire accumulated	7 m	2*7 m
Dual spooler dimension	PND500-630 or PND630-710	PND500-630 or PND630-710
Main motor power	Aluminum alloy 45 KW(AC)*12	2*75 KW + 6*55 KW + 2*45 KW(AC)
Power of capstan motor	75 KW(AC)	90 KW(AC)
Power of dual spooler motor	2*30 KW(AC)	4*30 KW

Large-intermediate copper wire drawing machine with annealer

Type	9DT	13DT
Control system	Traditional analog type/digital control with production record	
Outlet diameter(mm)	1.0-2.8	0.8-2.8
Inlet diameter(mm)	3.0-3.5	3.0-3.5
Max.line speed	900	1000
Die number	9	13
Slip ratio	19.6%+16.4%	
Frame	Welded by steel plate	
Capstan	Tungsten	
Max capstan diameter	280mm	
Fix speed capstan diameter	280mm	
Spooler bobbin size	400-630mm	
Bobbin loading&unloading type	Double end thimbles	
Max.loading capacity	500KG/MAX	
Annealing method	DC.Three-section annealing	
Main motor	AC45KW	
Spool motor	AC11KW*2	
Max.annealing current	DC3000A	
Max.annealing voltage	DC60V	
Annealing power	180KVA	
Steam quantity	18kg/h	
Cooling water capacity	650L/min	
Compressed air capacity	0.4--0.6Mpa,50L/min	
Power source	380V 50/60HZ	
Dimension	13300*3500*3400	
Weight	8500KG	

Fine wire drawing machine with annealer

Machine type	22DT	24DT	14DT	17ZDT
Inverter control	Traditional analog type/digital control with production record			
Outlet diameter	Φ0.1-Φ0.32mm	Φ0.08-Φ0.25mm	Φ0.25-Φ0.7mm	Φ0.3-Φ0.75mm
Inlet diameter	Φ0.6-Φ1.2mm	Φ0.5-Φ1.0mm	Φ0.8-Φ1.6mm	φ0.8-Φ2.00mm
Max.line speed	2000mpm/max	2000mpm/max	1200mpm/max	1400mpm/max
Die number	22	24	14	17
Slip ratio of m/c	15%+8%	13%+8%	15%+8%	15%+8%
Frame	Welded by steel plate			
Capstan	Ceramic plasma or tungsten			
Max capstan diameter	Φ242.85mm	Φ242.5mm	Φ316mm	Φ250mm
Fix speed capstan diameter	Φ199mm	Φ199mm	Φ268mm	Φ250mm
Spooler bobbin size	O.D:Φ380mm/max	O.D:Φ380mm/max	O.D:Φ380mm/max	O.D:Φ400mm-Φ630mm
Bobbin loading & unloading type	Shaft type	Shaft type	Shaft type	Shaft type
Max.loading capacity	50KG/MAX	50KG/MAX	50KG/MAX	500KG/MAX
Annealing method	DC.three-section annealing			
Main motor	11KW	11KW	15kw	15KW
Spool motor	3.7KW	3.7KW	3.7kw	11KW
Max.annealing current	DC300A	DC300A	DC600A	DC800A
Max.annealing voltage	DC50V	DC50V	DC50V	DC50V
Annealing power	16KVA	16KVA	30KVA	40KVA
Steam quantity	8kg/h	8kg/h	10kg/h	10kg/h
Cooling water capacity	150L/min	150L/min	250L/min	250L/min
Compressed air capacity	0.4--0.6Mpa,15L/min	0.4--0.6Mpa,15L/min	0.4--0.6Mpa,20L/min	0.4--0.6Mpa,20L/min
Power source	380V 50/60HZ	380V 50/60HZ	380V 50/60HZ	380V 50/60HZ
Dimension(L*W*H)	2100×1600×1700	2100×1600×1700	2600×1600×1900	3020L×1688W×2015H
Weight(kg)	3000KG	3000KG	3200KG	4000KG

High speed vertical taping machine (pad type)

Application:

• Copper wire and cable surface center taping. Such as: Mica tape, cotton paper, transparent tape, fire-resistant tape, aluminum foil, pull tape and etc.

Model	Single layer	Double layers	Three layers	Four layers
Taping material	Mica tape, Cotton paper, zona pellucida, fire-proof paper, aluminum foil, drawing tape etc.			
Taping pitch	continuously variable transmission adjustment			
Wire diameter	Φ0.6-Φ10 mm			
Tape plate	Φ250-300 mm, inner hole 56 mm or 76 mm			
Motor power	1.5kw motor for each layer taping machine			
Taping speed	2500 rpm			
Take-up device	Torque motor			
Pay off and take up	It is depend on customer's requirement			

Spool type taping machine

Application:

• The equipment is used to wrap the tape (mica tape, aluminum foil tape, paper tape) around the wire and cable core. It can be wrapped once or twice. It is one of the special equipment for fireproof cable, control cable and communication cable.

Main specification:

• Main components: 630 mm single-head pay off, 630 mm dual-head taping machine, and 630 mm take up without shaft



Performance and parameters:

• 1.630 mm single-head pay off
• Use bobbin size 500-630 mm, the outer width of bobbin is 375mm-475mm, and the pintle hole is 56-157 mm,
• 2.630 mm dual-head taping machine
• Suitable wire diameter: 0.6-15 mm
• Suitable tape bobbin size: aluminum foil, cotton paper tape, transparent tape, refractory belt, merah belt, etc. around Φ 280 mm×Φ76 mm×400 mm
• Maximum speed: 2500 RPM
• Driving power: 2HP motor + frequency converter control speed adjustment
• Pitch: variable frequency adjustment, 3-25 mm, can be designed according to customer
• Body: it is made of high quality square pipe and steel plate.
• Guide wheel: all the surface of guide wheel are polished, smooth and durable, avoid line damage to ensure product quality. Up and down shaft type: inclined driving type, easy and safe operation.
• 3.630 mm take up without shaft
• Use bobbin size 500-630 mm,
• Torque motor: 10 N·M
• Traverse: 30 polished rod wire
• Tension control: automatically controlled by torque motor



Paper taping machine for power transformer/ Paper winding wire machine

Application:
• Paper taping machine is special for the production of paper covered wires , manufactured from bare of enmanelled wires which are covered with paper for electrical purposes.

Production range	5-80 mm²
Conductor dimension	Thickness: 0.8-6 mm, Width: 3.0-25.0 mm
Layers of taping paper	Customer's requirement
Taping pitch	6-30 mm (Stepless adjustable)
Production line speed	1-15 M/Min

Micro-computer automatic coiling machine

Application:
• Apply to coil building wire, pvc wire, insulation wire, LSHF cable and so on.

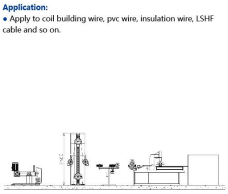

Model	Height	Outer Dia.	Inner Dia.	Wire Dia.	Speed
C1246	40-120 mm	200-460 mm	140-220 mm	0.8-12 mm	500 M/min
C1860	60-180 mm	220-600 mm	160-250 mm	2.0-20 mm	350 M/min
C2480	80-240 mm	300-800 mm	200-300 mm	3.0-25 mm	300 M/min

Micro-computer automatic packing machine

Application:
• High-speed packing with PVC, PE film, PP woven band, or paper.



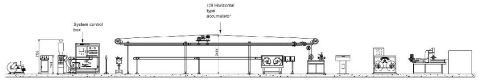

Model	Height (mm)	Outer Dia. (mm)	Inner Dia. (mm)	Coil weight (kg)	Packing material	material thickness (mm)	Material width (mm)
CR70	30-70	200-360	140	Max 25	PVC PE PP	0.03-0.07	40-60
CR100	50-100	220-460	150	Max 35	PVC PE PP	0.03-0.07	40-60
CR120	70-120	220-460	160	Max 40	PVC PE PP	0.03-0.07	40-60
CR140	70-140	300-600	180	Max 100	PVC PE PP	0.03-0.07 0.9-1.2	80-100
CR180	90-180	320-600	200	Max 150	PVC PE PP	0.03-0.07 0.9-1.2	80-120
CR210	100-210	400-800	250	Max 200	PVC PE PP	0.03-0.07 0.9-1.2	80-120

Coiling and packaging all-in-one machine for building wire

Application:
• This machine is suitable for coiling building wire, LSHF cable and so on. It is usually 100 meters as a coil.



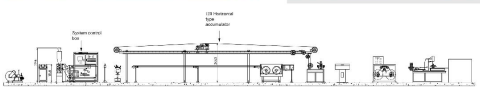

Type	Height	Outer Dia.	Inner Dia.	Wire Dia.	Packing material	Coils speed
YT460	60-100 mm	240-460 mm	170-220 mm	4-12 mm	PVC	2-2.6 coils/min
YT600	80-160 mm	32-600 mm	200-300 mm	5-18 mm	PVC	1.5-2 coils/min

Copper Continuous Extrusion Machine

Application:
• Copper flat wire, copper busbar, commutator, contact wires for electric locomotive, transformer, big and middle sized motor, high-low voltage switch electric appliance, DC electric commutator and so on



Type	TBJ300	TBJ350	TBJ400	TBJ550	TBJ 550A	TBJ650
Nominal diameter of extrusion wheel (mm)	300	350	400	550	550	650
Power of main motor (KW)	DC 90 KW	DC 180 KW	DC 250 KW	450 KW	450 KW	650 KW
Rotating speed of extruder (rpm)	4-12.5	4-12.5	4-12.5	3-8 rpm	3-8 rpm	3-8 rpm
Type	No oxygen up-casting copper rod	No oxygen up-casting copper rod	No oxygen up-casting copper rod	No oxygen up-casting copper rod	No oxygen up-casting copper rod	No oxygen up-casting copper rod
Diameter of wire rod (mm)	Φ12.5±0.2	16 or 17	20	25	25	30
Maximum width of the product (mm)	50	Copper busbar 100, Copper bar 45	Copper busbar 170, Copper bar 80	Copper busbar 260, Copper bar 120	Copper busbar 300, Copper bar 120	Copper busbar 350, Copper bar 140
Sectional area of the product (mm²)	6-300	80-1000	200-1600	300-4500	300-4500	300-5500
Flakiness ratio of finished product	≤15:1	≤15:1	≤15:1	15:1	15:1	15:1
Average productivity (kg/h)	450	700	1200	1800	1800	2500
Overflow rate (%)	1-3	2-3	2-3	≤5	≤5	≤5

Aluminum Continuous Extrusion Machine

Composition of Continuous Extrusion Machine: continuous extruder, pay-off stand for aluminum rods, straightener, oxidation preventive cooling system, spooling machine and electrical controlling unit



Application:
• air conditioner and refrigerator, multi-hole tubes for car air conditioner and intercooler, flat aluminum wire and so on. Suitable for pure aluminum L0-L6 and aluminum alloy such as LD31, LF21 and so on.

Advantage:
• Use pure aluminum L0-L6 and aluminum alloy such as LD31, LF21 and so on. Advanced cleaning technology is adopted to ensure the cleanness of the stock rod. The stock wire is first given out from pay-off stand, then straightened and cleaning system, then sent to the continuous extrusion host machine for extruding. Wire product form after extruding, then pass through oxidation preventive equipment and cooling system, the last step is wrap-up or length fixed cutting after measured by meter counter and other equipment. High precision, advanced mold, low flash rate. New type lining device, neatly lined up, convenient handling. Computer intelligent controlling system is adopted for the whole line.



Main Technical Parameters	LLJ300	LLJ350	LLJ400
Extrusion wheel nominal diameter	300 mm	350 mm	400 mm
Main motor power	110 KW / 132KW	180 kW	250 kW
Extrusion machine speed	22.5 RPM	16 RPM	12.5 RPM
Types of materials	Pure aluminum, aluminum alloy	Pure aluminum, aluminum alloy	Pure aluminum, aluminum alloy
Rod diameter	9.5/12 mm	15 mm	20 mm
Product scope of section	5-150 mm²	10-600 mm²	200-1800 mm²
Product maximum width	maximum 30 mm wide, round bar, pipe diameter 20mm	maximum 60 mm wide, round bar, pipe diameter 30mm	maximum 170 mm wide, round bar, pipe diameter 80mm
Average productivity	230 kg/h	450 kg/h	500 kg/h
Material overflow rate	0	0	1-3%

YLB drawing machine



Type	YLB 30 / 50 / 80 / 100
Drawing length (M)	6/8/10/12
Nominal drawing force (T)	30/50/80/100
Drawing size	20-170 mm Width, 3-20 mm Thickness
Power	95 KW
Power supply	3P, 380 V, 50 HZ
Drawing speed	1-10 M/Min

Portal type pay off and take up

Application:
Winding and realing all kinds of cable into a bobbin.

Model	Φ630/1250	Φ800/1600	Φ1000/2000	Φ1250/2500	Φ1600/3150	Φ1600/3500
Cable Dia. (mm) Max	35	50	70	100	120	130
Bobbin flange dia. (mm)	Φ630-1250	Φ800-1600	Φ1000-2000	Φ1250-2500	Φ1600-3150	Φ1600/3500
Bobbin overall width (mm)	475-950	600-1180	750-1500	950-1900	1180-2300	1180-2300
Load capacity (T)	3	4-8	6-10	12-15	15-20	18-20
Line speed (m/min) Max	100	80	80	65	60	50
Traverse precision (%)	1-2	1-2	1-2	1-2	1-2	1-2

Column type pay off and take up

Application:
Suitable for winding and reeling wire and cable

Model	Φ1250	Φ1600	Φ2000	Φ2500
Cable Dia. Max (mm)	25	35	50	60
Bobbin Flange Dia. (mm)	PN800-1250	PN 800-1600	PN 1250-2000	PN 1600-2500
Bobbin outer width (mm)	600-950	600-1180	950-1500	1180-2300
Load capacity (T) Max	4	5	10	12
Take up speed (RPM)	18.8-47.6	18.8 - 47.6	6 - 15.5	6 - 15.5
Take up motor	JL132-40/4	JL132-40/4	JL160-60/6	JL160-60/6
Lift motor (kw)	1.1	1.1	1.5	1.5
Moving motor (kw)	0.75	0.75	1.1	1.1
Traverse pitch (mm)	5-40	5-40	10-80	10-100

Pay off

No-shaft magnetic powder tension pay-off
Bobbin: Φ 400-630, Φ800-1000, Φ1000-1250 mm

No-shaft box type motorized pay off
Bobbin: Φ 400-630, Φ800-1000, Φ1000-1250 mm

Cantilever type motorized pay off

Double heads magnetic powder tension pay-off without shaft
Bobbin: Φ 400-630, Φ800-1000, Φ1000-1250 mm
Max line speed: 300 m/min

Double-side motorized pay off
Wire diameter: Φ0.10 - 5.0 mm (copper&aluminum wire)
Line speed: 0-250 m/min
Tension control:
Air pressure adjust

Double spools motorized pay off
Conductor diameter (mm): 0.14-1.04 mm
Tension adjustment: Air pressure adjustment
Motor power: 2.2 KW
Pay-off speed: max 300 m/min

Double heads magnetic powder pay-off
Specification of bobbin: 400-630 mm
Speed(m/min): Max 300

Fiber cable motorized pay off
Bobbin size: PN 800
Tension range: 0-200 N
Usage: It is used for FRP or steel wire

Single-head Japanese type tension pay off
Machine tension(g): 100-1000
Diameter of wire feeding(mm) : 60-350 m/min
Bobbin size(mm): Φ400-500, Φ500-630, Φ630-800

Double heads motorized pay off

Static bobbin pay off
Tension : 50-200 g
Capacity : 10-60 kg
Bobbin : 200-500 mm
Wire diameter : 0.08-0.45 mm

Dynamic bobbin pay off
Application: Matched with copper wire bunching machine

Swing type Motorized pay off without shaft
Bobbin: Φ 400-630, Φ800-1000, Φ1000-1250 mm
Line speed: max 350 m/min
Wire diameter: 0.5-4 mm

Motorized type pay off
Suitable wire diameter: 1-5 mm
Bobbin clamping: Adopt pneumatic clamping with safeguard
Pay-off speed: Max 350 m/min

Flyer cone pay off (cast iron or stainless steel)

Automatic tension pay off

Take up

Double spool pneumatic take up without shaft
Bobbin: 630-800, 800-1000 mm
Max. Line speed: 350 m/min

Torque take up without shaft
Bobbin: 630-800, 800-1000, 1000-1250 mm
Max. Line speed: 350 m/min

Box type take up without shaft
Bobbin: 630-800 mm
Speed : 60-350 m/min

Double shaft take up
Bobbin: 400-500, 500-630 mm

Double spool take up
Bobbin: 630-800, 800-1000 mm

Double bobbin semi-auto take up
Max. Line speed: 1000 m/min

Barrel type take up
Applicable wire diameter: 1.4-5 mm
Max. Line speed: 800 m/min

Interlock armoring machine

Application:
• For interlocking the round cable, AL alloy cable, flat submersible oil pump cable and fire-proof cable.

Components:
• Pay off
• Al tape accumulator
• Armoring main machine
• Caterpillar
• Take up with traverse
• Rewinder
• Electric controlling cabinet

Feature:
• Adopts Siemens control system, follows the international IEC standard, and supplies the perfect electrical solutions.
• Quality management, processing and technology all follow the export standards, to provide high quality machines.
• We focus on details, Loading and unloading part, we use hard AL alloy to make sure the tape pad is on the centering line.

Type	Rotation speed (rpm)	Diameter (mm)	Tape material	Tape size (Width x Thickness)	Motor (KW)	Capstan motor (KW)	Center height (mm)
LSKZ-50	1200	6-45	Al alloy,	(9.5, 12.7) x (0.5, 0.65)	22	1.0	1000
LSKZ-100	800	10-95	Galvanized steel,	(9.5, 12.7, 19, 25.4)	22	1.5	1000
LSKZ-130	800	10-125	stainless steel, copper	x (0.5, 0.65)	22	1.5	1000

Cable belt caterpillar

Application:
• Be used to traction different kinds of cables

Structure and features:
• Welded by the hipped board, good appearance
• Power: Motor with 4-steps gear box, reduction with helical gear, give stable running structure
• With electrical meter counter, displays the wire length and line speed
• Motor driven when used with extruder, make it linkage with production line
• Using the 36 steps gear box when used with armoring machine, screening machine or cabling machine, offers kinds of pitch.
• The caterpillar can be equipped with magnetic powder tension controller, to give tension control for pay off.

Type	200	300	500	800	1250	1600	2000	2500	3200	4000
Cable diameter (mm)	2~20	5~25	5~40	8~60	10~80	15~100	20~120	20-130	25-130	30-180
Traction (kg)	200	300	500	800	1250	1600	2000	2500	3200	4000
Speed (m/min)	150	150	100	100	80	80	60	60	45	40
Belt touch length (mm)	520	620	750	1200	1500	1900	2100	2400	2700	2900
Belt width (mm)	70	70	80	100	120	120	135	140	145	165
Cylinder (pair)	3	3	3	5	5	6	7	8	9	9
Motor power (kw)	3	4	5.5	7.5	7.5	11	11	15	15	18.5
Motor speed (rpm)	1500	1500	1500	1500	1500	1500	1500	1500	1500	1500
Center height (mm)	1000	1000	1000	1000	1000	1000	1000	1000	1000	1000
Outer width (mm)	1450×720 ×1500	1500×720 ×1500	1800×1000 ×1600	2500×1150 ×1650	2750×1150 ×1650	2750×1150 ×1700	3450×1200 ×1750	3800x1200 x1750	4500x1280 X1820	4600x1300 X1900

Crosshead

Dual layer dual color co-extrusion square crosshead (Inner heating)

Feature:
Conical distributor, easy to disassemble, easy to operate.

Model	Cable dia. (after extrusion)
XX-1LS-10	Φ1.0 mm - Φ10 mm
XX-1LS-20	Φ2.5 mm - Φ20 mm
XX-1LS-30	Φ5.0 mm - Φ30 mm
XX-1LS-40	Φ10 mm - Φ40 mm
XX-1LS-60	Φ20 mm - Φ60 mm

Crosshead for elevator cable

Max cable width: 80 mm, 110 mm, 130 mm, 150 mm

Dual layer dual color co-extrusion column crosshead (Outer heating)

Feature:
Conical distributor, easy to disassemble, easy to operate.

Model	Cable dia. (After extrusion)
XX-1LS-10	Φ0.7 mm- Φ10 mm
XX-1LS-20	Φ2.0 mm- Φ20 mm
XX-1LS-30	Φ5.0 mm- Φ30 mm
XX-1LS-40	Φ10 mm- Φ40 mm
XX-1LS-60	Φ15 mm- Φ60 mm

Manual centering monolayer square crosshead (Inner heating)

Feature:
Conical distributor, easy to disassemble and operate

Model	Cable dia. (after extrusion)
XX-1L-10	Φ0.7 mm - Φ10 mm
XX-1L-20	Φ2.0 mm - Φ20 mm
XX-1L-30	Φ5.0 mm - Φ30 mm
XX-1L-40	Φ10 mm - Φ40 mm
XX-1L-60	Φ15 mm - Φ60 mm
XX-1L-80	Φ20 mm - Φ80 mm
XX-1L-100	Φ30 mm - Φ100 mm
XX-1L-120	Φ40 mm - Φ120 mm
XX-1L-140	Φ50 mm - Φ140 mm
XX-1L-160	Φ60 mm - Φ160 mm
XX-1L-180	Φ70 mm - Φ180 mm

Manual centering column crosshead (outer heating)

Feature:
Conical distributor, easy to disassemble and operate

Model	Cable dia. (after extrusion)
XXO-1L-10	Φ0.7 mm - Φ10 mm
XXO-1L-20	Φ2.0 mm - Φ20 mm
XXO-1L-30	Φ5.0 mm - Φ30 mm
XXO-1L-40	Φ10 mm - Φ40 mm
XXO-1L-60	Φ15 mm - Φ60 mm
XXO-1L-80	Φ20 mm - Φ80 mm
XXO-1L-100	Φ30 mm - Φ100 mm
XXO-1L-120	Φ40 mm - Φ120 mm
XXO-1L-140	Φ50 mm - Φ140 mm
XXO-1L-160	Φ60 mm - Φ160 mm
XXO-1L-180	Φ70 mm - Φ180 mm

Optical fiber single layer centering crosshead with jelly injector

Feature:
Inner heating mode
Conical distributor, easy to disassemble and operate

Model	Cable dia. Max
Xf-1SL-10	Φ10 mm
Xf-1SL-20	Φ20 mm

A.ST-15A Commercial frequency AC Spark Tester

- Brand: Online,ST-15A
- Voltage output: 1.0-15.0 KV
- Voltage indication error: <5 %
- Detection sensitivity: < 600 uA
- Stability: complying with the requirements of GB 3048.9-1994 and JB/T 4728.10
- Detection resolution: 0.05 s.
- Transient breakdown current: 100 mA
- Steady short-circuit current: < 20 mA
- Max detection speed: 300 m/min
- Max overall dia of tested wire: ≤ 30 mm

B.HS015E High-frequency Spark Tester

Machine type : HS015E bead contact-type spark tester
- Range in size of testing cable: 0-4 mm (recommended range 0-4 mm), output voltage: 0.0-15.0 KV
- Test output voltage: 1.0-15.0 KV Max. load current: resistance 4 mA, capacitance 40 mA
- Output frequency: 2.0-3.5 KHZ Length of electrode: 120mm
- Detection indication: 4-digit counter, detection number display input settings: SP1 and SP2 coordinated control input
- Output control: Relay output, pinhole/scratch failure detection, output of contact point C of relay: 5 A/250 VAC
- Electrode tip type: Bead operating ambient temperature: +4-45 °C, operating ambient humidity: <90% RH
- Length of signal wire: Max. 5 M Power supply: Single phase 220 VAC, 50 HZ, 150 VA
- Weight: Control display unit=7 kg, high-pressure test head=8.5 kg
- Size of equipment: Control casing 485 (L) ×360 (W)×90 (H) Adaptable linear speed: Max. 2000 M/min

C. Lambo High-frequency Spark Tester

Main performance:
- Voltage Series: 3 kV-35 kV
- Maximum detection sensitivity: ≤600 μA spark current
- Detection stability: Under the capacitive load of 1000 pF, the full voltage discharge can be operated without errors
- The highest detection speed: 200 m/min
- Strong electromagnetic field interference that can withstand strong interference with nearby electrical equipment (such as SCR, high voltage discharge equipment)
- Electrode length: 300 mm

Model	AWSC-10	AWSC-15	AWSC-20	AWSC-25	AWSC-35
Voltage (KV)	0-10	0-15	0-20	0-25	0-35
Max.Checking external diameter(mm)	60/130/160	60/130/160	60/130/160	60/130/160	60/130/160
Outline dimension (mm)	800×400×1200	800×400×1200	800×400×1200	800×400×1200	1400×600×1300
Weight (kg)	75	80	90	100	150

Test voltage and insulation nominal thickness correspondence table

Insulating nominal thickness	Effective value of test voltage (KV)
S≤0.25	3
0.25<S≤0.5	4
0.5<S≤1.0	6
1.0<S≤1.5	10
1.5<S≤2.0	15
2.0<S≤2.5	20
2.5<S	25

DDM-3020 Diameter gauge

- Max measurement range: d=20 mm
- Recommend measurement range: d=0.05~16 mm
- Measurement precision: +/-0.003
- Measurement resolution ratio: 0.001 mm
- Overall dimension: 440*100*100 (without support)

Standard Self-contained Hopper loaders

Features:
- Stainless steel hopper, motor over load protective device.
- All the machines are eclupped with hinged hopper Lid except SAL-430 and SAL-460.
- ALL the machines are equipped with motor reverse cleaning
- SAL-430/460 has standard cLoth mesh filter and motor reverse cleaning function.

Options:
- Buzzer is optionaL.Add"B"at the model behind.
- Manual control switch is optional to deal with conditions that power supply is hard to manage where machine is installed at higher places. Add RS "at the model behind.
- Quick mixing valve can be opted to work with proportional valve to enhance mixing effect.
- Add "QM"at the modet behind.
- For potished hopper inside ones, add "P " at the end of the model code.

Volumetric Dosers - SCM

CM series volumetric dosers are suitable for auto-proportional mixing of virgin materials, regrinds, master batch or additives. A gear motor with gear ratio of 38:1 is coupled to dosing screw of 12, 16, 20 or 30mm(0.47,0.63,0.79 or 1.18 inch) in diameter to give a total of four models with output ranging from 0.1-1310Kg/hr. Double color dosers is available for collocating with any two of single color dosers if required. Five components automatic mixing can be realized if customers adopt four-color dosers.

Features:
- Dosing screws are chrome plated for durability.
- Unit is comprised of standard modules for ease of cleaning, disassembly and interchangeability.
- Three-tube hopper magnet is equipped at the base of single color doser to absorb metal impurties so to prevent screw of moulding machine from damage.
- Blender is a standard equipment for double color doser to make the material evenly mixed, while also a optional equipment for single color doser to do so.
- Main material hopper is a standard equipment for double color doser. It is optional for single color doser.
- External signals can be directly interfaced with control box.
- The current operation mode can be recorded, unaffected by power failure so operation would be returned to normal when power is on.
- Forced material cleaning is convenient to replace masterbatch.
- Applicable on extrusion machines, just need to make a few wire replacements.
- Rotating speed can be automatically adjusted according to extruder processing speed which maintains the fixed proportion of masterbatch.
- 50 units of parameter recipes are available for permanently recording the period of material discharging and finished products weight (for extruder, it is max. Throughput per minute)
- Use brushless DC motor and free from maintenance
- Both master blockage and overload can be detected, then machine will halt and sound alarm
- Based on customers demand, some mold cycles can be set to add additives periodically so that micro-metering can be achieved.



Standard Drying Loader - SDL

- Adopts proportional deviation display thermostat, which controls the temperature all correctly.
- StainLess steel, hopperensures no materlal, contamination.
- Hopper separaited from its base, which ensures convenient cLeaning.
- SingLe tube suctiorl box is standard equipment.
- SDL-300 and even smaller models below are equipped with standard base. SDL-400 and even bigger models above it are equipped with magnetic base.
- For SHD-25SL~150SL, heater pipes are connected by aluminum sheets and other modets are equipped with temperature protection to prevent heater pipe from damage by blowerfaults.
- Overheat tripping can automatically cut off power when drying temper, 3-ture exceeds set deviation value.
- Adopt5 heat-insulated blowerto prolong blower life span.
- All series of model S adopt microcomputer control, and RS485 communication port.

SH-02 color masterbatch blender

- SH-02 color masterbatch blender is improving designed on the basis of absorption of similar foreign products. The performance index is close to the level of similar foreign products. Using this machine can mix different insulation materials according to different proportion to improve mixing uniformity thus avoid the quality problem because of mixing nonuniform.
- The machine mainly is used for mixing many types insulation materials in the production process. Such as communications cable color masterbatch mixture, etc.



Main technical parameters:
- Blender hopper capacity: 5L
- Blender screw speed: 0.1-40rpm
- Blender outer shape dimension: 587x408x267
- Controller outer shape dimension: 210x136x200
- Synchronous current input signal: 0-10mA
- Synchronous voltage input signal: 0-10VDC
- Relay contactor load power: 20A,30VDC

Working environment:
- Power supply: AC 220V±10%,50-60HZ
- Power consumption: 100W
- Working temperature: 5～45℃
- Relative humidity: ≤80%(No condensed water)
- There is no corrosive gases ,oil, steam and severe dust in the air.

Standard Hopper Dryer - SHD

Features:
- Adopt hot air diffuser to gain an even hot airflow to improve drying efficiency.
- Hot air inlet blower design can prevent dust pilling up at bottom of the pipe heaters so as to avoid burning.
- All material contact surfaces are made of stainless steel to eliminate material contamination.
- Hopper separated from its base. ensuring convenient cleaning.
- All series are equipped with exposed power switch.
- ForSHD-25-150SL, heater pipeSare connected by aluminum sheets lind ol : her modets are equipped with temperature protection to prevent heater pipe from damaging by blower faults.
- Overheat tripping can automaticauy cut off power when drying temperature exceeds set deviation value.
- Adopts heat-insulated blower to prolong blower Lifespan.
- All series of models standard equipped with 7-day timing and irfermittent operation function.
- All series of models adopt microcomputer control, and RS485 communication port.
- Max. drying temperature isl60℃.

WorkingPrinciple:
- In the drying process, hot air with constant temperature is blowed by a blower into a two-layer insulated hopper to dry the materials. Moisture will be separated out and taken away by hot air. thus to gain a stainless drying effect.
- Air blow out of blower became high temperature drying air after being heated. Through screen protector and hole screen, a lot of air can be dispersed in the material of storage tank(see picture). Hot air recycler is optional so the air enter drying blower after being filtered to form a closed loop circle and save electricity.

Bobbin

ABS bobbin

Model	Meterial	Flange dia.	Thickness	Barrel Dia	Overall length	Inner width	Hole dia.	r	Eccentricity	
PN300	PS	300	15	140	180	150	40	7.0	30	50
PN400	ABS	400	16	200	300	250	40-56	10	65	75
PN400	ABS	400	16	200	300	250	55-56	10	65	75
PN400	ABS	400	16	200	155	120	55-56	10	65	75
PN500	ABS	500	20	250	300	250	56	12.5	70	93
PN500	ABS	500	20	250	375	315	56	12.5	70	93
PN500	ABS	500	25	250	250	250	56	10.5	66	76
PN630	ABS	630	25	475	400	400	56	12	78	101
PN630	ABS	630	25	375	315	315		12	78	101
PN630	ABS	630	25	475	415	415	56	12	78	101
PN800	ABS	800	35	400	500	500	80	15	112	160
PN1000	ABS	1000	35	500	630	630	80	14		

Steel bobbin

Model	d1	d2	d3	d4	d5	e	L1	L2	L3	a	V dM³
400	400	160/200	71	36	8-16	112	300/236	250/200	15-20	60°	26.3/18.8
500	500	200/250	112	56	16-28	140	375/300	315/250	15-20	60°	51.9/36.8
560	560	224/280	112	56	16-28	140	425/335	355/280	15-20	60°	73.4/53.7
630	630	250/315	112	56	16-28	140	475/375	400/315	15-20	60°	105.1/72.5
700	710	355	160	80	28-40	160	530	450	20-40	60°	133.6
800	800	400	160	80	28-40	160	600	500	20-40	60°	188.5
1000	1000	500	160	80	28-40	160	750	630	20-40	60°	371.1
1120	1120	560	160	80	28-40	160	850	710	20-40	60°	524.6
1250	1250	630	160	80	28-40	160	950	800	20-40	60°	732.4
1400	1400	710	160	80	65	300	1060	900			1029.1
1600	1600	800	160	80	65	300	1080	1000			1508.0
1800	1800	1000	200	100	65	300	1320	1120			1970.1
2000	2000	1120			65	300	1500	1250			2695.5
2240	2240	1250			65	300	1700	1400			3799.1
2500	2500	1500			65	300	1900	1600			5026.5
2800	2800	1800	280	140	65	300	2120	1800			6503.1
3150	3150	1900	300	160	65	500	2300	2000			9915.6